

PHOENIX[®]

DESIGNED FOR YOU

HEATING



JULY 2021

MODERN • TRADITIONAL • UNDERFLOOR HEATING



Why choose Phoenix?

Over the last 20 years, Phoenix has evolved from a leading bath and whirlpool distributor to having one of the most exclusive and all-encompassing ranges available on the market today.

There was a time when heating in the home was simply about creating and maintaining a comfortable ambient temperature. Now we have the option of inventive designer towel warmers and radiators that make a statement and add to the visual feast that your home has become, whilst also providing a practical heating solution.

Phoenix have a large selection of CE approved radiators with a model suitable for every room. Our range utilises both electric and thermostatic heating elements to control your temperature easily. All Phoenix radiators are tested at $\Delta 60$. For technical information and downloadable Data Sheets, please visit www.phoenix-uk.com

Whether you are looking for cutting-edge minimalistic designs or opulent elegance, Phoenix has the heating solution you require, all laid out in the new look 2021 brochures making choosing your desired radiator a pleasurable experience.

**LIFETIME
GUARANTEE**
On all Phoenix stainless steel
radiators


**5 YEAR
GUARANTEE**
On all Phoenix standard
radiators

**2 YEAR
GUARANTEE**
On all Phoenix electric
radiators



CONTROLLING YOUR HEATING

CENTRAL HEATING

All Phoenix radiators are designed to work in conjunction with hot water central heating systems and are clearly marked with the  symbol in the brochure to denote this.

DUAL FUEL

Many of the Phoenix radiators can be used with an additional heating element. Dual fuel radiators can be used either with the central heating system and the heating element switched off or with the heating element switched on if the central heating is not required in other rooms, this is called dual fuel.

DIGITAL THERMOSTATIC DUAL FUEL

Phoenix have developed a wireless digital touchscreen controller that can be added to your dual fuel radiator to give ultimate control with the programable timer

THERMOSTATIC DUAL FUEL

To give even more control to your dual fuel radiator you can install a thermostatic heating element to give control in reaching your desired temperature.

PRE-FILLED ELECTRIC ONLY[‡]

All Phoenix pre-filled electric radiators are specially produced and factory filled with Fernox heat transfer anti-corrosion fluid to maintain product quality for years to come.

All Phoenix pre-filled electric radiators can be fitted in conjunction with our wireless digital touch screen controller to give you ultimate control of temperature.

Each radiator style is clearly marked with the relevant symbols for compatible fuel types available. Product compatibility is the responsibility of the installer.

OUR RADIATORS

AL ALUMINIUM RADIATORS

Whilst not only made from the finest raw materials, all Phoenix aluminium radiators are extremely energy efficient, using 10x less water to heat the highly conductive thermal properties. This, combined with beautiful aesthetics, make our aluminium radiators the perfect choice for your home.

SS 304 STAINLESS STEEL RADIATORS


Our stainless steel radiators are hand-crafted from high quality 304 grade stainless steel, giving a more resilient and longer lasting polished finish. Stainless steel radiators are ideal for all installations and are more commonly used in wetroom areas due to their anti-corrosion properties.

CS CARBON STEEL RADIATORS

Phoenix have also introduced a large number of new designs using carbon steel with a powder coated finish. These radiators allow you the option of creating beautiful and complex designs, otherwise unavailable in the marketplace, all around your home.

PC PHOENIX COLOURS

Phoenix radiators are available in a number of colours, each style is marked with available colours.



CONTENTS

Aluminium	8	Geo	63
Vega	10	Demi	64
Reflect	12	Level	65
Image	14	Mia	66
Zion	16	K2	67
Zion Double	18	Bow	68
Space	20	Laura Black Nickel	69
Eon	22	Louise	70
Eon Double	24	Crysta	71
Urban	26	Cali	72
Polished Stainless Steel	28	Lizi	72
Aubrey	30	Adam	73
Harper	32	Eve	73
Thame Curved	34	Ladder Rails	74
Roscoe	35	Gina Curved	74
Athena	36	Flavia Straight Chrome	76
Designer Carbon Steel	38	Flavia Straight Matt Black	78
Sharp	40	Flavia Straight White	80
Konnex	42	Traditional	82
I-Zone Curved	44	Nicole 2 Column	84
Identity	45	Nicole 3 Column	86
Wye	46	Nicole 4 Column	88
Lune	48	Nicole 6 Column	89
Emma	50	Victoria	90
Liri	51	York	90
Arno	52	Helena	91
Reno	54	Ella	91
Tyne	55	Anne	92
Carla	56	Elizabeth	92
Tower	58	Catherine	92
Lilly	60	Dual Fuel	93
Lilly Plus	61	Radiator Valves & Pipes	94
Olivia Curved	62	Underfloor Heating	96

ALUMINIUM

Whilst not only made from the finest raw materials, all Phoenix aluminium radiators are extremely energy efficient, using 10x less water to heat the highly conductive thermal properties. This, combined with beautiful aesthetics, make our aluminium radiators the perfect choice for your home.



VEGA ALUMINIUM



White Anthracite Latte Bronze



Pewter Matt Grey Stone Matt



Vega

CH

Height	Width	Tapping Centres	Wall to Pipe Centres	Output Watts	BTU	Colour	Product Code	Price
1600	280	280	45	725	2475	W	RA250	£248
1600	280	280	45	725	2475	A	RA251	£248
1600	280	280	45	725	2475	L	RA252	£248
1600	280	280	45	725	2475	B	RA253	£248
1600	280	280	45	725	2475	P	RA254	£248
1600	280	280	45	725	2475	G	RA255	£248
1600	280	280	45	725	2475	S	RA256	£248
Black Towel Rail (Multiple may be added)							TH010	£57
Chrome Towel Rail (Multiple may be added)							TH001	£57

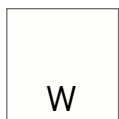






A Anthracite



G Matt Grey

REFLECT ALUMINIUM



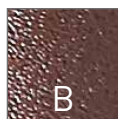
W

White



A

Anthracite



B

Bronze



P

Pewter



Reflect

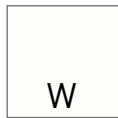


Height	Width	Tapping Centres	Wall to Pipe Centres	Output Watts	BTU	Colour	Product Code	Price
1800	365	365	45	1118	3815	W	RA660	£413
1800	365	365	45	1118	3815	A	RA665	£439
1800	365	365	45	1118	3815	B	RA670	£439
1800	365	365	45	1118	3815	P	RA675	£439



A Anthracite

IMAGE ALUMINIUM



White



Anthracite



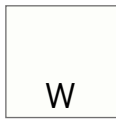

Image	Height	Width	Tapping Centres	Wall to Pipe Centres	Output Watts	BTU	Colour	Product Code	Price
	1700	470	470	45	1335	4556	W	RA380	£451
	1700	470	470	45	1335	4556	A	RA381	£451

CH




A Anthracite


ZION ALUMINIUM



White



Anthracite



Latte

Zion

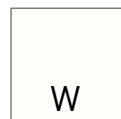

Height	Width	Tapping Centres	Wall to Pipe Centres	Output Watts	BTU	Colour	Product Code	Price
1200	375	375	45	739	2521	W	RA630	£250
1200	375	375	45	739	2521	A	RA635	£250
1800	375	375	45	1109	3784	W	RA210	£318
1800	375	375	45	1109	3784	A	RA211	£318
1800	375	375	45	1109	3784	L	RA212	£318
Chrome Towel Rail (Multiple may be added)							TH002	£73

CH



A Anthracite

ZION DOUBLE ALUMINIUM



White



Anthracite

Zion Double CH									
Height	Width	Tapping Centres	Wall to Pipe Centres	Output Watts	BTU	Colour	Product Code	Price	
1800	372	372	75	1712	5841	W	RA640	£483	
1800	372	372	75	1712	5841	A	RA645	£483	
Chrome Towel Rail (Multiple may be added)							TH008	£80	



A Anthracite

SPACE ALUMINIUM



Available in:
W A
 White Anthracite

400 x 1124 shown

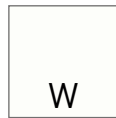
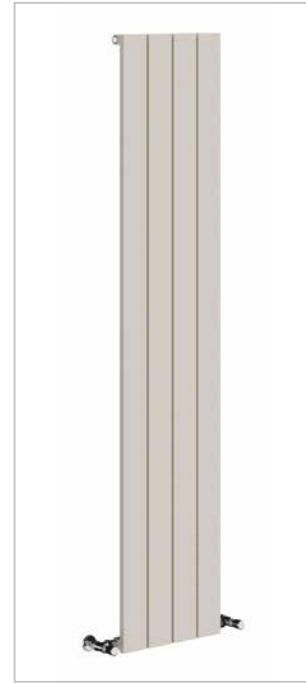
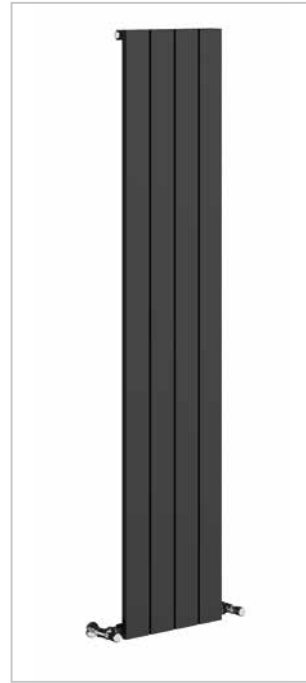
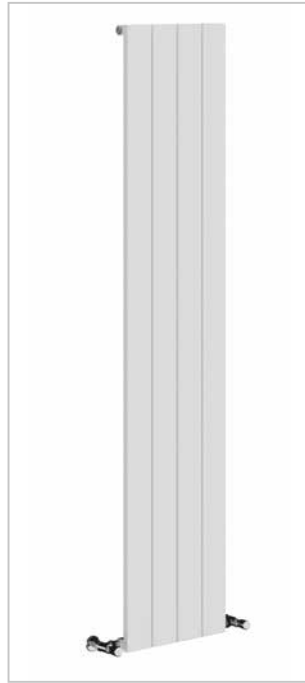


A Anthracite
 600 x 936 shown

Space									CH Space Pre-Filled All Electric					
Height	Width	Tapping Centres	Wall to Pipe Centres	Output Watts	BTU	Colour	Product Code	Price	Height	Width	Element Watts	Colour	Product Code	Price
400	1124	1124	75	1111	3790	W	RA591	£443	400	1124	900	W	EA591	£548
400	1124	1124	75	1111	3790	A	RA597	£450	400	1124	900	A	EA597	£556
400	1312	1312	75	1283	4377	W	RA592	£524	400	1312	900	W	EA592	£630
400	1312	1312	75	1283	4377	A	RA598	£534	400	1312	900	A	EA598	£640
400	1500	1500	75	1455	4964	W	RA593	£591	400	1500	900	W	EA593	£697
400	1500	1500	75	1455	4964	A	RA599	£602	400	1500	900	A	EA599	£708
600	560	560	75	827	2821	W	RA240	£297	600	560	500	W	EA240	£403
600	560	560	75	827	2821	A	RA244	£301	600	560	500	A	EA244	£406
600	748	748	75	1113	3796	W	RA241	£380	600	748	600	W	EA241	£486
600	748	748	75	1113	3796	A	RA245	£385	600	748	600	A	EA245	£491
600	936	936	75	1378	4700	W	RA242	£457	600	936	900	W	EA242	£563
600	936	936	75	1378	4700	A	RA246	£467	600	936	900	A	EA246	£572
600	1124	1124	75	1666	5685	W	RA243	£549	600	1124	900	W	EA243	£655
600	1124	1124	75	1666	5685	A	RA247	£581	600	1124	900	A	EA247	£687



EON ALUMINIUM



White



Anthracite



Latte


Eon CH										
Height	Width	Tapping Centres	Wall to Pipe Centres	Output Watts	BTU	Colour	Product Code	Price		
1200	375	375	45	754	2573	W	RA650	£250		
1200	375	375	45	754	2573	A	RA655	£250		
1800	375	375	45	1131	3860	W	RA220	£318		
1800	375	375	45	1131	3860	A	RA221	£318		
1800	375	375	45	1131	3860	L	RA222	£318		
Chrome Towel Rail (Multiple may be added)							TH002	£73		




1800 x 375 shown

A Anthracite


EON DOUBLE ALUMINIUM



White



Anthracite



Latte



Eon Double										
Height	Width	Tapping Centres	Wall to Pipe Centres	Output Watts	BTU	Colour	Product Code	Price	CH	
1800	372	372	75	1681	5736	W	RA225	£483		
1800	372	372	75	1681	5736	A	RA226	£483		
1800	372	372	75	1681	5736	L	RA227	£483		
Chrome Towel Rail (Multiple may be added)							TH008	£80		




W White

URBAN ALUMINIUM



400 x 1124 shown

Urban									Urban Pre-Filled All Electric					
Height	Width	Tapping Centres	Wall to Pipe Centres	Output Watts	BTU	Colour	Product Code	Price	Height	Width	Element Watts	Colour	Product Code	Price
400	1124	1124	75	1121	3824	W	RA579	£443	400	1124	900	W	EA579	£548
400	1124	1124	75	1121	3824	A	RA585	£450	400	1124	900	A	EA585	£556
400	1312	1312	75	1294	4416	W	RA580	£524	400	1312	900	W	EA580	£630
400	1312	1312	75	1294	4416	A	RA586	£534	400	1312	900	A	EA586	£640
400	1500	1500	75	1468	5008	W	RA581	£591	400	1500	900	W	EA581	£697
400	1500	1500	75	1468	5008	A	RA587	£602	400	1500	900	A	EA587	£708
600	560	560	75	841	2868	W	RA230	£297	600	560	500	W	EA230	£403
600	560	560	75	841	2868	A	RA234	£301	600	560	500	A	EA234	£406
600	748	748	75	1121	3824	W	RA231	£380	600	748	600	W	EA231	£486
600	748	748	75	1121	3824	A	RA235	£385	600	748	600	A	EA235	£491
600	936	936	75	1401	4780	W	RA232	£457	600	936	900	W	EA232	£563
600	936	936	75	1401	4780	A	RA236	£467	600	936	900	A	EA236	£572
600	1124	1124	75	1681	5736	W	RA233	£549	600	1124	900	W	EA233	£655
600	1124	1124	75	1681	5736	A	RA237	£581	600	1124	900	A	EA237	£687




600 x 560 shown

POLISHED STAINLESS STEEL

Our stainless steel radiators are hand-crafted from high quality 304 grade stainless steel, giving a more resilient and longer lasting polished finish. Stainless steel radiators are ideal for all installations and are more commonly used in wetroom areas due to their anti corrosion properties.



AUBREY POLISHED STAINLESS STEEL



H800 8 Rails

H1200 12 Rails

H1600 17 Rails



Wi-Fi Thermostatic Timer
 White or Black **£175**
 RAE015/RAE016
 See page 93 for details



Aubrey



Height	Width	Pipe Centres	Wall to Pipe Centres	Output Watts	BTU	Product Code	Price
800	500	452	85	341	1163	RA535	£339
1200	500	452	85	511	1745	RA536	£464
1600	500	452	85	708	2415	RA537	£604

Aubrey Pre-Filled Electric

Height	Width	Element Watts	Product Code	Price
800	500	150	EA535	£445
1200	500	300	EA536	£569
1600	500	600	EA537	£710

1200 x 500 shown



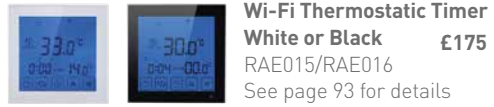
HARPER POLISHED STAINLESS STEEL



H800 10 Rails

H1200 15 Rails

H1600 19 Rails



Wi-Fi Thermostatic Timer
 White or Black £175
 RAE015/RAE016
 See page 93 for details



Harper

Height	Width	Pipe Centres	Wall to Pipe Centres	Output Watts	BTU	Product Code	Price
800	500	465	87	345	1177	RA530	£338
1200	500	465	87	518	1766	RA531	£461
1600	500	465	87	668	2280	RA532	£571

Harper Pre-Filled Electric

Height	Width	Element Watts	Product Code	Price
800	500	150	EA530	£444
1200	500	300	EA531	£567
1600	500	600	EA532	£677




1200 x 500 shown




THAME CURVED

POLISHED STAINLESS STEEL



H800 12 Rails
22mmØ



H1500 24 Rails
22mmØ



Wi-Fi Thermostatic Timer
White or Black £175
RAE015/RAE016
See page 93 for details

Thame Curved

Height	Width	Pipe Centres	Wall to Pipe Centres	Output Watts	BTU	Product Code	Price
800	500	468	87	324	1124	RA330	£319
1200	500	468	87	504	1718	RA331	£431
1500	500	468	87	646	2205	RA332	£597

Thame Curved Pre-Filled Electric

Height	Width	Element Watts	Product Code	Price
800	500	150	EA330	£425
1200	500	300	EA331	£536
1500	500	600	EA332	£702



ROSCOE

POLISHED STAINLESS STEEL



H800 12 Rails
22mmØ



H1200 17 Rails
22mmØ



H1500 24 Rails
22mmØ



Wi-Fi Thermostatic Timer
White or Black £175
RAE015/RAE016
See page 93 for details

Roscoe

Height	Width	Pipe Centres	Wall to Pipe Centres	Output Watts	BTU	Product Code	Price
800	500	465	87	367	1252	RA340	£366
1200	500	465	87	531	1812	RA341	£499
1500	500	465	87	717	2446	RA342	£643

Roscoe Pre-Filled Electric






Height	Width	Element Watts	Product Code	Price
800	500	150	EA340	£471
1200	500	300	EA341	£604
1500	500	600	EA342	£748



ATHENA

POLISHED STAINLESS STEEL

Athena

CH     






Height	Width	Pipe Centres	Wall to Pipe Centres	Output Watts	BTU	Product Code	Price
600	350	318	85	205	698	RA071	£205
800	350	318	85	244	833	RA072	£235
1200	350	318	85	373	1274	RA073	£326
1400	350	318	85	423	1443	RA074	£362
1600	350	318	85	472	1611	RA075	£395
430	500	468	85	183	624	RA080	£186
600	500	468	85	265	904	RA081	£238
800	500	468	85	310	1058	RA082	£271
1200	500	468	85	474	1617	RA083	£369
1400	500	468	85	534	1823	RA084	£424
1600	500	468	85	594	2025	RA085	£468
600	600	568	85	305	1039	RA091	£263
800	600	568	85	353	1205	RA092	£296
1200	600	568	85	539	1840	RA093	£417
1400	600	568	85	606	2068	RA094	£454
1600	600	568	85	671	2291	RA095	£502

Athena Pre-Filled Electric

Height	Width	Element Watts	Product Code	Price
600	350	150	EA071	£311
800	350	150	EA072	£340
1200	350	150	EA073	£432
1400	350	300	EA074	£468
1600	350	300	EA075	£501
430	500	150	EA080	£292
600	500	150	EA081	£344
800	500	150	EA082	£377
1200	500	300	EA083	£475
1400	500	300	EA084	£530
1600	500	600	EA085	£574
600	600	150	EA091	£369
800	600	300	EA092	£402
1200	600	600	EA093	£523
1400	600	600	EA094	£559
1600	600	600	EA095	£608



Athena

CH     

Height	Width	Pipe Centres	Wall to Pipe Centres	Output Watts	BTU	Product Code	Price
600	1000	968	87	377	1286	RA320	£371
800	1000	968	87	503	1715	RA321	£461
400	1200	1168	87	295	1007	RA322	£285
600	1200	1168	87	443	1510	RA323	£411
800	1200	1168	87	590	2020	RA324	£450

Athena Pre-Filled Electric

Height	Width	Element Watts	Product Code	Price
600	1000	300	EA320	£477
800	1000	300	EA321	£567
400	1200	300	EA322	£391
600	1200	300	EA323	£516
800	1200	500	EA324	£556

CARBON STEEL

Phoenix have also introduced a large number of new designs using carbon steel, some complete with a beautiful powder coated finish. These radiators allow you the option of creating beautiful and complex designs, otherwise unavailable in the marketplace, all around your home.



W

White



A

Anthracite



L

Latte



B

Matt Black




N

Black Nickel



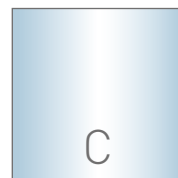
G

Matt Grey



S

Stone Matt



C

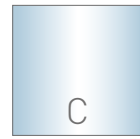
Chrome



SHARP CARBON STEEL



600 x 1000 shown



Chrome



Anthracite

Sharp - Chrome

Height	Width	Tapping Centres	Wall to Pipe Centres	Output Watts	BTU	Product Code	Price
600	600	600	50	381	1300	RA041	£307
600	1000	1000	50	620	2114	RA042	£439
1200	300	300	50	434	1482	RA043	£274
1200	450	450	50	543	1852	RA044	£350
1600	375	375	50	678	2313	RA045	£351
1600	450	450	50	795	2714	RA046	£428
1800	300	300	50	613	2091	RA049	£329
1800	450	450	50	859	2931	RA050	£461
Chrome Towel Rail 300mm (Multiple rails may be added)						TH003	£73
Chrome Towel Rail 400mm (Multiple rails may be added)						TH004	£83



Sharp - Anthracite

Height	Width	Tapping Centres	Wall to Pipe Centres	Output Watts	BTU	Product Code	Price
600	600	600	50	561	1916	TR001	£197
600	1000	1000	50	915	3123	TR002	£329
1200	300	300	50	514	1756	TR003	£164
1200	450	450	50	772	2634	TR004	£240
1600	375	375	50	838	2859	TR005	£241
1600	450	450	50	1006	3432	TR006	£318
1800	300	300	50	748	2553	TR007	£219
1800	450	450	50	1122	3831	TR008	£329
Chrome Towel Rail 300mm (Multiple rails may be added)						TH003	£73
Chrome Towel Rail 400mm (Multiple rails may be added)						TH004	£83



1200 x 450 shown

KONNEX CARBON STEEL

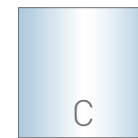
Konnex



Height	Width	Pipe Centres	Wall to Pipe Centres	Output Watts	BTU	Colour	Product Code	Price
800	500	450	65-85	363	1240	C	TR021	£219
800	500	450	65-85	460	1569	A	TR022	£164
800	500	450	65-85	460	1569	G	TR023	£164
800	500	450	65-85	460	1569	S	TR024	£164
800	500	450	65-85	460	1569	B	TR068	£164
800	600	550	65-85	425	1447	C	TR069	£241
800	600	550	65-85	537	1833	A	TR070	£175
800	600	550	65-85	537	1833	G	TR071	£175
800	600	550	65-85	537	1833	S	TR072	£175
800	600	550	65-85	537	1833	B	TR073	£175
1200	500	450	65-85	485	1657	C	TR025	£285
1200	500	450	65-85	614	2097	A	TR026	£208
1200	500	450	65-85	614	2097	G	TR027	£208
1200	500	450	65-85	614	2097	S	TR028	£208
1200	500	450	65-85	614	2097	B	TR074	£208
1200	600	550	65-85	564	1921	C	TR075	£318
1200	600	550	65-85	713	2432	A	TR076	£219
1200	600	550	65-85	713	2432	G	TR077	£219
1200	600	550	65-85	713	2432	S	TR078	£219
1200	600	550	65-85	713	2432	B	TR079	£219
1500	500	450	65-85	595	2030	C	TR080	£340
1500	500	450	65-85	753	2571	A	TR081	£230
1500	500	450	65-85	753	2571	G	TR082	£230
1500	500	450	65-85	753	2571	S	TR083	£230
1500	500	450	65-85	753	2571	B	TR084	£230
1500	600	550	65-85	689	2352	C	TR085	£373
1500	600	550	65-85	872	2978	A	TR086	£252
1500	600	550	65-85	872	2978	G	TR087	£252
1500	600	550	65-85	872	2978	S	TR088	£252
1500	600	550	65-85	872	2978	B	TR089	£252
1800	500	450	65-85	705	2404	C	TR029	£395
1800	500	450	65-85	892	3044	A	TR030	£285
1800	500	450	65-85	892	3044	G	TR031	£285
1800	500	450	65-85	892	3044	S	TR032	£285
1800	500	450	65-85	892	3044	B	TR090	£285
1800	600	550	65-85	815	2782	C	TR091	£428
1800	600	550	65-85	1033	3523	A	TR092	£296
1800	600	550	65-85	1033	3523	G	TR093	£296
1800	600	550	65-85	1033	3523	S	TR094	£296
1800	600	550	65-85	1033	3523	B	TR095	£296

Konnex Pre-Filled Electric

Height	Width	Element Watts	Colour	Product Code	Price
800	500	150	C	ER021	£325
800	500	150	A	ER022	£270
800	500	150	G	ER023	£270
800	500	150	S	ER024	£270
800	500	150	B	ER068	£270
800	600	150	C	ER069	£347
800	600	150	A	ER070	£281
800	600	150	G	ER071	£281
800	600	150	S	ER072	£281
800	600	150	B	ER073	£281
1200	500	300	C	ER025	£391
1200	500	300	A	ER026	£314
1200	500	300	G	ER027	£314
1200	500	300	S	ER028	£314
1200	500	300	B	ER074	£314
1200	600	300	C	ER075	£424
1200	600	300	A	ER076	£325
1200	600	300	G	ER077	£325
1200	600	300	S	ER078	£325
1200	600	300	B	ER079	£325
1500	500	600	C	ER080	£446
1500	500	600	A	ER081	£336
1500	500	600	G	ER082	£336
1500	500	600	S	ER083	£336
1500	500	600	B	ER084	£336
1500	600	600	C	ER085	£479
1500	600	600	A	ER086	£358
1500	600	600	G	ER087	£358
1500	600	600	S	ER088	£358
1500	600	600	B	ER089	£358
1800	500	600	C	ER029	£501
1800	500	600	A	ER030	£391
1800	500	600	G	ER031	£391
1800	500	600	S	ER032	£391
1800	500	600	B	ER090	£391
1800	600	600	C	ER091	£534
1800	600	600	A	ER092	£402
1800	600	600	G	ER093	£402
1800	600	600	S	ER094	£402
1800	600	600	B	ER095	£402




Chrome



Anthracite



Matt Grey




Stone Matt



Matt Black

I-ZONE CURVED CARBON STEEL



H1200 20 Rails

H1800 31 Rails



I-Zone Curved



Height	Width	Pipe Centres	Wall to Pipe Centres	Output Watts	BTU	Product Code	Price
1200	500	460	70-90	468	1598	RA054	£369
1800	500	460	70-90	718	2450	RA055	£538


I-Zone Curved Pre-Filled Electric

Height	Width	Element Watts	Product Code	Price
1200	500	300	EA054	£475
1800	500	600	EA055	£644



1200 x 500 shown

IDENTITY CARBON STEEL



A Anthracite only

Identity



Height	Width	Pipe Centres	Wall to Pipe Centres	Output Watts	BTU	Product Code	Price
1290	500	450	65-85	740	2524	RA565	£378

Identity Pre-Filled Electric

Height	Width	Element Watts	Product Code	Price
1290	500	600	EA565	£483

WYE CARBON STEEL

Wye

Height	Width	Pipe Centres	Wall to Pipe Centres	Output Watts	BTU	Colour	Product Code	Price
800	500	455	75	326	1114	C	TR033	£224
800	500	455	75	413	1409	A	TR034	£131
800	500	455	75	413	1409	G	TR035	£131
800	500	455	75	413	1409	S	TR036	£131
800	500	455	75	413	1409	B	TR061	£131
800	600	555	75	377	1283	C	TR037	£239
800	600	555	75	477	1624	A	TR038	£139
800	600	555	75	477	1624	G	TR039	£139
800	600	555	75	477	1624	S	TR040	£139
800	600	555	75	477	1624	B	TR062	£139
1200	500	455	75	474	1619	C	TR010	£301
1200	500	455	75	600	2049	A	TR011	£170
1200	500	455	75	600	2049	G	TR041	£170
1200	500	455	75	600	2049	S	TR042	£170
1200	500	455	75	600	2049	B	TR012	£170
1200	600	555	75	546	1862	C	TR043	£324
1200	600	555	75	690	2356	A	TR044	£185
1200	600	555	75	690	2356	G	TR045	£185
1200	600	555	75	690	2356	S	TR046	£185
1200	600	555	75	690	2356	B	TR063	£185
1500	500	455	75	593	2024	C	TR047	£316
1500	500	455	75	751	2562	A	TR048	£201
1500	500	455	75	751	2562	G	TR049	£201
1500	500	455	75	751	2562	S	TR050	£201
1500	500	455	75	751	2562	B	TR064	£201
1500	600	555	75	681	2327	C	TR051	£393
1500	600	555	75	863	2945	A	TR052	£216
1500	600	555	75	863	2945	G	TR053	£216
1500	600	555	75	863	2945	S	TR054	£216
1500	600	555	75	863	2945	B	TR065	£216
1800	500	455	75	742	2531	C	TR013	£439
1800	500	455	75	939	3203	A	TR014	£239
1800	500	455	75	939	3203	G	TR055	£239
1800	500	455	75	939	3203	S	TR056	£239
1800	500	455	75	939	3203	B	TR066	£239
1800	600	555	75	856	2919	C	TR057	£478
1800	600	555	75	1083	3695	A	TR058	£262
1800	600	555	75	1083	3695	G	TR059	£262
1800	600	555	75	1083	3695	S	TR060	£262
1800	600	555	75	1083	3695	B	TR067	£262

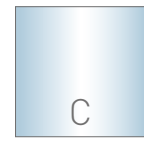


Wye Pre-Filled All Electric

Height	Width	Element Watts	Colour	Product Code	Price
800	500	300	C	ER033	£329
800	500	300	A	ER034	£237
800	500	300	G	ER035	£237
800	500	300	S	ER036	£237
800	500	300	B	ER061	£237
800	600	300	C	ER037	£345
800	600	300	A	ER038	£245
800	600	300	G	ER039	£245
800	600	300	S	ER040	£245
800	600	300	B	ER062	£245
1200	500	600	C	ER010	£406
1200	500	600	A	ER011	£275
1200	500	600	G	ER041	£275
1200	500	600	S	ER042	£275
1200	500	600	B	ER012	£275
1200	600	600	C	ER043	£429
1200	600	600	A	ER044	£291
1200	600	600	G	ER045	£291
1200	600	600	S	ER046	£291
1200	600	600	B	ER063	£291
1500	500	600	C	ER047	£422
1500	500	600	A	ER048	£306
1500	500	600	G	ER049	£306
1500	500	600	S	ER050	£306
1500	500	600	B	ER064	£306
1500	600	600	C	ER051	£499
1500	600	600	A	ER052	£322
1500	600	600	G	ER053	£322
1500	600	600	S	ER054	£322
1500	600	600	B	ER065	£322
1800	500	600	C	ER013	£545
1800	500	600	A	ER014	£345
1800	500	600	G	ER055	£345
1800	500	600	S	ER056	£345
1800	500	600	B	ER066	£345
1800	600	600	C	ER057	£583
1800	600	600	A	ER058	£368
1800	600	600	G	ER059	£368
1800	600	600	S	ER060	£368
1800	600	600	B	ER067	£368



S Stone Matt



Chrome



Anthracite



Matt Grey

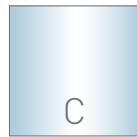


Stone Matt

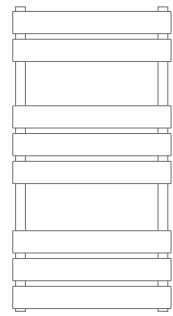


Matt Black

LUNE CARBON STEEL



Chrome



H950 8 Rails



H1300 11 Rails



H1800 18 Rails



Wi-Fi Thermostatic Timer
White or Black **£175**
 RAE015/RAE016
 See page 93 for details

Lune



Height	Width	Pipe Centres	Wall to Pipe Centres	Output Watts	BTU	Product Code	Price
950	500	450	90	622	2121	RA011	£306
1300	500	450	90	826	2818	RA012	£399
1800	500	450	90	1351	4608	RA007	£583

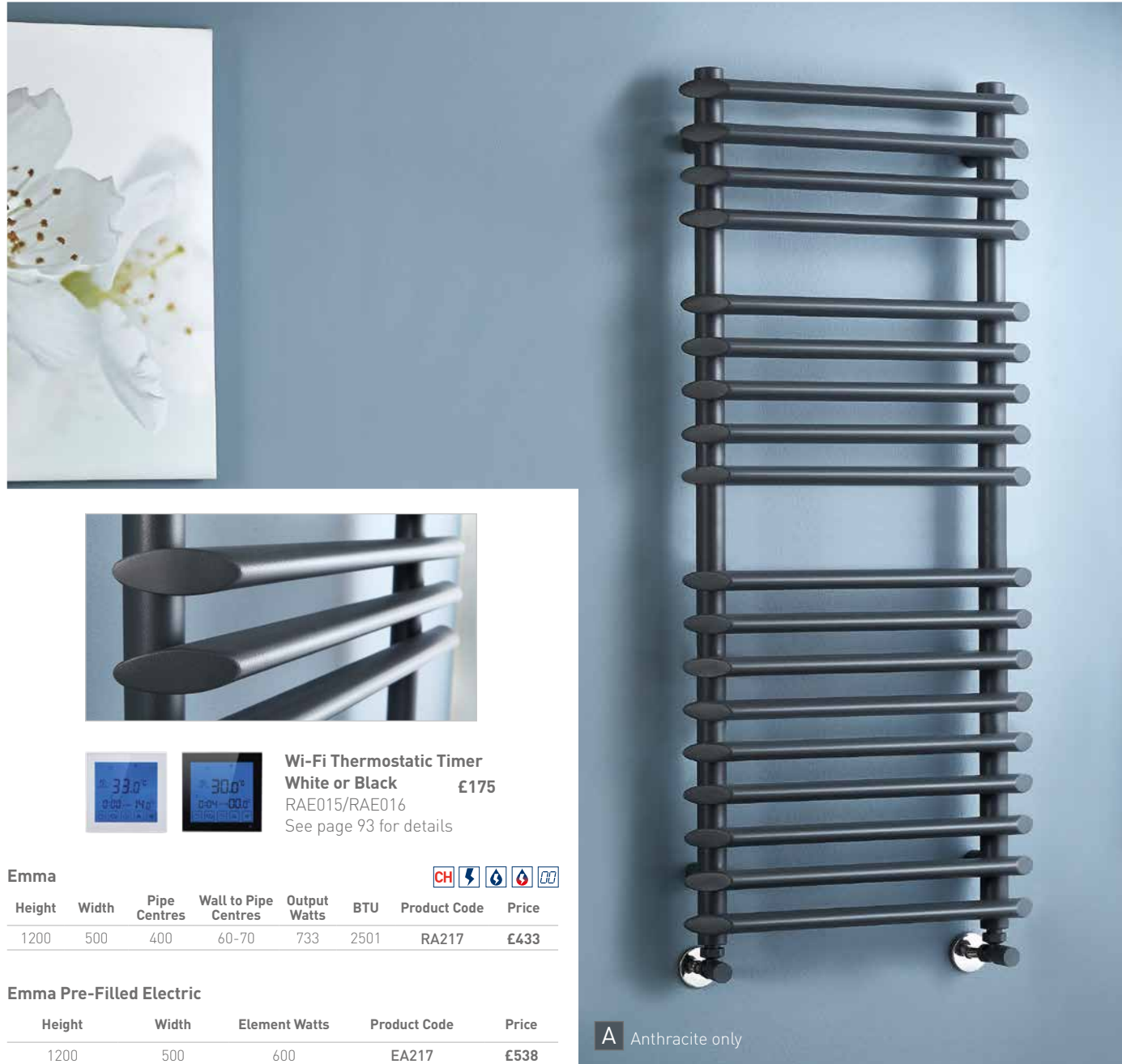
Lune Pre-Filled Electric

Height	Width	Element Watts	Product Code	Price
950	500	150	EA011	£412
1300	500	300	EA012	£504
1800	500	600	EA007	£689



1300 x 500 shown

EMMA CARBON STEEL



Wi-Fi Thermostatic Timer
 White or Black £175
 RAE015/RAE016
 See page 93 for details

Emma								CH	⚡	⚙️	🔥	🔌
Height	Width	Pipe Centres	Wall to Pipe Centres	Output Watts	BTU	Product Code	Price					
1200	500	400	60-70	733	2501	RA217	£433					

Emma Pre-Filled Electric				
Height	Width	Element Watts	Product Code	Price
1200	500	600	EA217	£538

A Anthracite only

LIRI CARBON STEEL



A Anthracite only

Liri									CH
Height	Width	Pipe Centres	Wall to Pipe Centres	Output Watts	BTU	Product Code	Price		
800	500	50	90	386	1315	RA480	£394		

ARNO CARBON STEEL

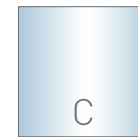
Arno



Height	Width	Pipe Centres	Wall to Pipe Centres	Output Watts	BTU	Colour	Product Code	Price
800	500	460	60	372	1269	C	TR132	£219
800	500	460	60	470	1607	A	TR133	£164
800	500	460	60	470	1607	G	TR096	£164
800	500	460	60	470	1607	S	TR097	£164
800	500	460	60	470	1607	B	TR098	£164
800	600	560	60	428	1464	C	TR099	£259
800	600	560	60	544	1853	A	TR100	£182
800	600	560	60	544	1853	G	TR101	£182
800	600	560	60	544	1853	S	TR102	£182
800	600	560	60	544	1853	B	TR103	£182
1200	500	460	60	575	1961	C	TR134	£281
1200	500	460	60	670	2288	A	TR135	£215
1200	500	460	60	670	2288	G	TR104	£215
1200	500	460	60	670	2288	S	TR105	£215
1200	500	460	60	670	2288	B	TR106	£215
1200	600	560	60	608	2077	C	TR107	£329
1200	600	560	60	771	2629	A	TR108	£226
1200	600	560	60	771	2629	G	TR109	£226
1200	600	560	60	771	2629	S	TR110	£226
1200	600	560	60	771	2629	B	TR111	£226
1500	500	460	60	690	2355	C	TR112	£362
1500	500	460	60	873	2981	A	TR113	£248
1500	500	460	60	873	2981	G	TR114	£248
1500	500	460	60	873	2981	S	TR115	£248
1500	500	460	60	873	2981	B	TR116	£248
1500	600	560	60	795	2714	C	TR117	£417
1500	600	560	60	1007	3437	A	TR118	£274
1500	600	560	60	1007	3437	G	TR119	£274
1500	600	560	60	1007	3437	S	TR120	£274
1500	600	560	60	1007	3437	B	TR121	£274
1800	500	460	60	863	2944	C	TR136	£439
1800	500	460	60	1006	3430	A	TR137	£329
1800	500	460	60	1006	3430	G	TR122	£329
1800	500	460	60	1006	3430	S	TR123	£329
1800	500	460	60	1006	3430	B	TR124	£329
1800	600	560	60	913	3114	C	TR125	£483
1800	600	560	60	1155	3944	A	TR126	£351
1800	600	560	60	1155	3944	G	TR127	£351
1800	600	560	60	1155	3944	S	TR128	£351
1800	600	560	60	1155	3944	B	TR129	£351

Arno Pre-Filled Electric

Height	Width	Element Watts	Colour	Product Code	Price
800	500	150	C	ER132	£325
800	500	150	A	ER133	£270
800	500	150	G	ER096	£270
800	500	150	S	ER097	£270
800	500	150	B	ER098	£270
800	600	150	C	ER099	£365
800	600	150	A	ER100	£288
800	600	150	G	ER101	£288
800	600	150	S	ER102	£288
800	600	150	B	ER103	£288
1200	500	300	C	ER134	£387
1200	500	300	A	ER135	£321
1200	500	300	G	ER104	£321
1200	500	300	S	ER105	£321
1200	500	300	B	ER106	£321
1200	600	300	C	ER107	£435
1200	600	300	A	ER108	£332
1200	600	300	G	ER109	£332
1200	600	300	S	ER110	£332
1200	600	300	B	ER111	£332
1500	500	600	C	ER112	£468
1500	500	600	A	ER113	£354
1500	500	600	G	ER114	£354
1500	500	600	S	ER115	£354
1500	500	600	B	ER116	£354
1500	600	600	C	ER117	£523
1500	600	600	A	ER118	£380
1500	600	600	G	ER119	£380
1500	600	600	S	ER120	£380
1500	600	600	B	ER121	£380
1800	500	600	C	ER136	£545
1800	500	600	A	ER137	£435
1800	500	600	G	ER122	£435
1800	500	600	S	ER123	£435
1800	500	600	B	ER124	£435
1800	600	600	C	ER125	£589
1800	600	600	A	ER126	£457
1800	600	600	G	ER127	£457
1800	600	600	S	ER128	£457
1800	600	600	B	ER129	£457




Chrome



Anthracite



Matt Grey




Stone Matt



Matt Black

RENO CARBON STEEL



H800 8 Rails H1200 12 Rails H1500 14 Rails



Wi-Fi Thermostatic Timer
 White or Black £175
 RAE015/RAE016
 See page 93 for details

Reno								
Height	Width	Pipe Centres	Wall to Pipe Centres	Output Watts	BTU	Product Code	Price	
800	500	450	90	627	2140	RA293	£192	CH ⚡ 🔧 🔥 📶
1200	500	450	90	941	3210	RA294	£303	
1500	500	450	90	1119	3819	RA295	£357	

Reno Pre-Filled All Electric

Height	Width	Element Watts	Product Code	Price
800	500	150	EA293	£298
1200	500	300	EA294	£409
1500	500	600	EA295	£463



A Anthracite only

1200 x 500 shown

TYNE CARBON STEEL



A Anthracite only



Tyne								
Height	Width	Pipe Centres	Wall to Pipe Centres	Output Watts	BTU	Product Code	Price	
1200	504	450	55	347	1185	RA545	£207	CH ⚡ 🔧 🔥 📶

Tyne Pre-Filled All Electric

Height	Width	Element Watts	Product Code	Price
1200	504	600	EA545	£313

CARLA CARBON STEEL

Carla



Height	Width	Pipe Centres	Wall to Pipe Centres	Output Watts	BTU	Colour	Product Code	Price
800	500	80	63-73	559	1908	C	RA190	£391
800	500	80	63-73	717	2430	A	RA192	£208
800	500	80	63-73	717	2430	G	RA196	£208
800	500	80	63-73	717	2430	S	RA198	£208
800	500	80	63-73	717	2430	B	TR130	£208
1200	500	80	63-73	766	2612	C	RA191	£499
1200	500	80	63-73	974	3323	A	RA193	£251
1200	500	80	63-73	974	3323	G	RA197	£251
1200	500	80	63-73	974	3323	S	RA199	£251
1200	500	80	63-73	974	3323	B	TR131	£251

This product is reversible.
This product cannot be used with valves VA013/VA014.



Wi-Fi Thermostatic Timer
White or Black £175
RAE015/RAE016
See page 93 for details

Carla Pre-Filled Electric

Height	Width	Element Watts	Colour	Product Code	Price
800	500	300	C	EA190	£497
800	500	300	A	EA192	£314
800	500	300	G	EA196	£314
800	500	300	S	EA198	£314
800	500	300	B	ER130	£314
1200	500	600	C	EA191	£604
1200	500	600	A	EA193	£357
1200	500	600	G	EA197	£357
1200	500	600	S	EA199	£357
1200	500	600	B	ER131	£357

This product is reversible.
This product cannot be used with valves VA013/VA014.

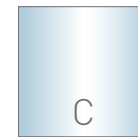


1200 x 500 shown



S Stone Matt

800 x 500 shown




Chrome



Anthracite



Matt Grey

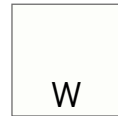


Stone Matt



Matt Black

TOWER CARBON STEEL



White



Anthracite



Anthracite Valve
See page 93



Chrome Valve
See page 93

Tower									
Height	Width	Pipe Centres	Wall to Pipe Centres	Output Watts	BTU	Colour	Product Code	Price	CH
600	945	50	50	1173	4002	W	RA150	£383	
600	945	50	50	1173	4002	A	RA153	£413	
1800	423	50	50	1333	4549	W	RA151	£429	
1800	423	50	50	1333	4549	A	RA152	£456	
Chrome Towel Rail 300mm							TH003	£73	
Chrome Towel Rail 400mm							TH004	£83	
Chrome Thermostatic Twin Valve							VA013	£83	



1800 x 423 shown



600 x 945 shown

LILLY CARBON STEEL



600 x 1032 shown



White Anthracite

Lilly CH

Height	Width	Tapping Centres	Wall to Pipe Centres	Output Watts	BTU	Colour	Product Code	Price
600	556	556	75	872	2976	A	RA031	£337
600	556	556	75	872	2976	W	RA141	£334
600	853	853	75	1357	4629	A	RA032	£489
600	853	853	75	1357	4629	W	RA142	£466
600	1032	1032	75	1648	5621	A	RA033	£561
600	1032	1032	75	1648	5621	W	RA143	£558
1800	318	318	75	1296	4420	A	RA034	£420
1800	318	318	75	1296	4420	W	RA144	£416
1800	437	437	75	1815	6191	A	RA035	£515
1800	437	437	75	1815	6191	W	RA145	£512
Floor Mounting Legs - Anthracite (pair)							RA03LS	£40
Floor Mounting Legs - White (pair)							RA14LS	£40
Chrome Towel Rail 300mm							TH003	£73
Chrome Towel Rail 400mm							TH004	£83



1800 x 437 shown

LILLY PLUS CARBON STEEL



818 x 1003 shown



White Anthracite

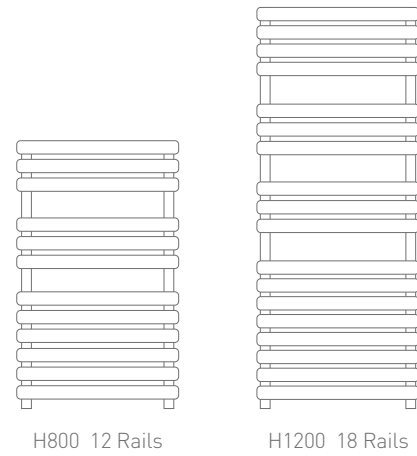
Lilly Plus CH

Height	Width	Tapping Centres	Wall to Pipe Centres	Output Watts	BTU	Colour	Product Code	Price
818	706	586	80	1048	3276	A	RA180	£552
818	706	586	80	1048	3276	W	RA185	£560
818	1003	883	80	1533	5229	A	RA181	£721
818	1003	883	80	1533	5229	W	RA186	£712
818	1182	1062	80	1823	6221	A	RA182	£792
818	1182	1062	80	1823	6221	W	RA187	£808
2018	468	348	80	1471	5020	A	RA183	£723
2018	468	348	80	1471	5020	W	RA188	£721
2018	587	467	80	1990	6791	A	RA184	£852
2018	587	467	80	1990	6791	W	RA189	£850
Chrome Towel Rail 300mm							TH003	£73
Chrome Towel Rail 400mm							TH004	£83



2018 x 587 shown

OLIVIA CURVED CARBON STEEL



Olivia Curved CH ⚡ ⚙️ 🔥 🔧

Height	Width	Pipe Centres	Wall to Pipe Centres	Output Watts	BTU	Product Code	Price
800	500	450	63-73	538	1835	RA160	£344
1200	500	450	63-73	806	2752	RA161	£494

Olivia Curved Pre-Filled Electric

Height	Width	Element Watts	Product Code	Price
800	500	150	EA160	£449
1200	500	300	EA161	£600



1200 x 500 shown

GEO CARBON STEEL




A Anthracite only

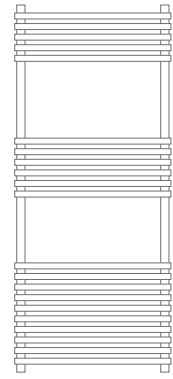
Geo CH

Height	Width	Pipe Centres	Wall to Pipe Centres	Output Watts	BTU	Product Code	Price
1460	520	480	57-65	567	1934	RA270	£329

DEMI CARBON STEEL



H800 x W500
15 Tubes



H1200 x W500
21 Tubes

Demi



Height	Width	Pipe Centres	Wall to Pipe Centres	Output Watts	BTU	Product Code	Price
800	500	450	75-90	493	1683	RA013	£238
1200	500	450	75-90	754	2574	RA003	£289

Demi Pre-Filled All Electric

Height	Width	Element Watts	Product Code	Price
800	500	150	EA013	£344
1200	500	300	EA003	£394



1200 x 500 shown

LEVEL CARBON STEEL



Level



Height	Width	Pipe Centres	Wall to Pipe Centres	Output Watts	BTU	Product Code	Price
1200	500	80	50-60	350	1194	RA125	£323

This product is reversible.
This product cannot be used with valves VA013/VA014.

MIA CARBON STEEL



Mia Floor Standing

CH

Height	Width	Tapping Centres	Wall to Pipe Centres	Output Watts	BTU	Product Code	Price
800	600	460	100	645	2200	RA064	£456

Mia Wall Mounted

CH

Height	Width	Tapping Centres	Wall to Pipe Centres	Output Watts	BTU	Product Code	Price
1200	400	400	51	559	1908	RA068	£303
Chrome Towel Rail 300mm (Multiple may be added)						TH003	£73
Chrome Towel Rail 400mm (Multiple may be added)						TH004	£83



1200 x 400 shown

K2 CARBON STEEL



A Anthracite only

K2

CH

Height	Width	Tapping Centres	Wall to Pipe Centres	Output Watts	BTU's	Product Code	Price
1800	604	604	51	1424	4860	RA155	£581
Chrome Towel Rail (Maximum of 2 can be added)						TH005	£50

BOW CARBON STEEL



Anthracite



Latte



Wi-Fi Thermostatic Timer
White or Black £175
RAE015/RAE016
See page 93 for details

Bow

Height	Width	Tapping Centres	Wall to Pipe Centres	Output Watts	BTU	Colour	Product Code	Price
1090	520	400	62-70	800	2894	A	RA260	£424
1090	520	400	62-70	800	2894	L	RA261	£424

Bow Pre-Filled Electric

Height	Width	Element Watts	Colour	Product Code	Price
1090	520	709	A	EA260	£530
1090	520	709	L	EA261	£530



L Latte



1200 x 500 shown

LAURA BLACK NICKEL CARBON STEEL



Black Nickel



Wi-Fi Thermostatic Timer
White or Black £175
RAE015/RAE016
See page 93 for details

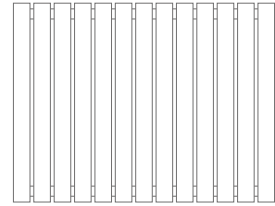
Laura Black Nickel

Height	Width	Pipe Centres	Wall to Pipe Centres	Output Watts	BTU	Colour	Product Code	Price
1200	500	455	65	705	2405	N	RA695	£410

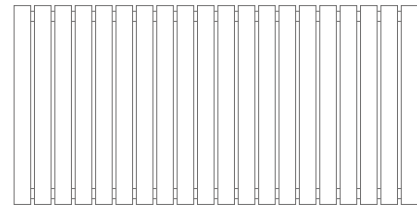
Laura Black Nickel Pre-Filled Electric

Height	Width	Element Watts	Colour	Product Code	Price
1200	500	705	N	EA695	£515

LOUISE CARBON STEEL



H600 x W780
13 Tubes



H600 x W1200
20 Tubes



Louise



Height	Width	Pipe Centres	Wall to Pipe Centres	Output Watts	BTU	Product Code	Price
600	780	50	50	656	2240	RA120	£329
600	1200	50	50	1010	3445	RA122	£495
Chrome Towel Rail 300mm (Multiple may be added)						TH003	£73
Chrome Towel Rail 400mm (Multiple may be added)						TH004	£83
Chrome Thermostatic Twin Valve						VA013	£83



600 x 780 shown

CRYSTA CARBON STEEL



1200 x 500 shown

Crysta



Height	Width	Pipe Centres	Wall to Pipe Centres	Output Watts	BTU	Product Code	Price
800	500	465	90	403	1282	RA906	£314
1200	500	462	90	485	1654	RA907	£366

Crysta Pre-Filled Electric

Height	Width	Element Watts	Product Code	Price
800	500	150	EA906	£420
1200	500	300	EA907	£470

CALI CARBON STEEL



Cali CH

Height	Width	Tapping Centres	Wall to Pipe Centres	Output Watts	BTU	Product Code	Price
1200	500	400	110	240	820	RA904	£334

LIZI CARBON STEEL



Lizi CH

Height	Width	Pipe Centres	Wall to Pipe Centres	Output Watts	BTU	Product Code	Price
1000	500	75	40	258	880	RA905	£281

This product is reversible.
This product cannot be used with valves VA013/VA014.

ADAM CARBON STEEL



Adam CH

Height	Width	Depth	Pipe Centres	Wall to Pipe Centres	Output Watts	BTU	Product Code	Price
350	500	350	465	90	220	750	RA902	£255

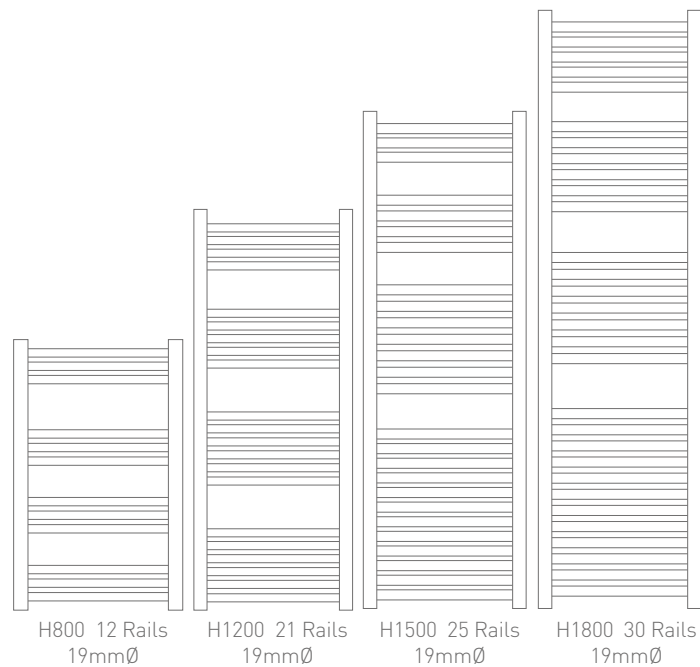
EVE CARBON STEEL



Eve CH

Height	Width	Depth	Pipe Centres	Wall to Pipe Centres	Output Watts	BTU	Product Code	Price
297	532	300	458	95	143	487	RA901	£169

GINA CURVED LADDER RAILS



Wi-Fi Thermostatic Timer - White or Black
RAE015/RAE016
See page 93 for details

£175

Gina Curved



Height	Width	Pipe Centres	Wall to Pipe Centres	Output Watts	BTU	Product Code	Price
800	500	450	80-95	399	1360	RA021	£109
1200	500	450	80-95	664	2267	RA017	£164
1500	500	450	80-95	800	2730	RA016	£219
1800	500	450	80-95	963	3287	RA019	£263
800	600	550	80-95	460	1571	RA022	£131
1200	600	550	80-95	772	2633	RA018	£175
1500	600	550	80-95	909	3100	RA028	£230
1800	600	550	80-95	1116	3806	RA020	£274

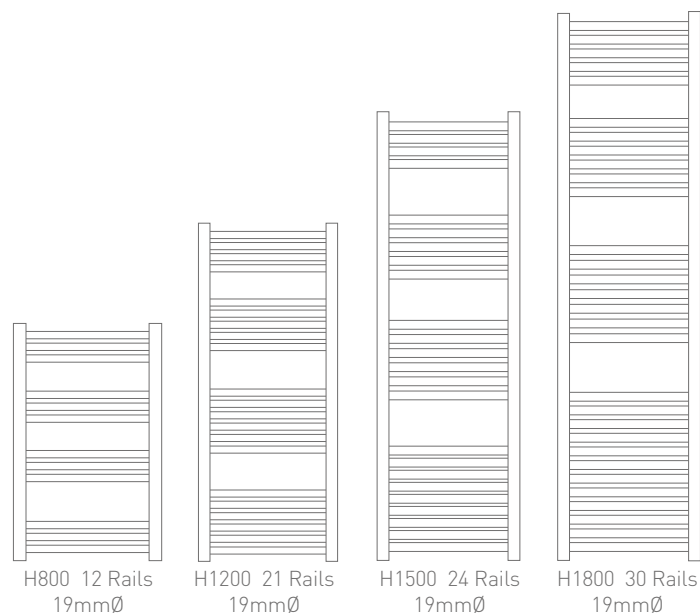
Gina Pre-Filled Electric


Height	Width	Element Watts	Product Code	Price
800	500	150	EA021	£215
1200	500	300	EA017	£270
1500	500	600	EA016	£325
1800	500	600	EA019	£369
800	600	300	EA022	£237
1200	600	600	EA018	£281
1500	600	600	EA028	£336
1800	600	600	EA020	£380



1500 x 500 shown

FLAVIA STRAIGHT - CHROME LADDER RAILS




 **Wi-Fi Thermostatic Timer - White or Black**
RAE015/RAE016
See page 93 for details **£175**

Flavia Straight Chrome

Height	Width	Pipe Centres	Wall to Pipe Centres	Output Watts	BTU	Product Code	Price
800	300	250	75	285	973	RA100	£98
1200	300	250	75	455	1553	RA101	£131
1500	300	250	75	542	1850	RA102	£153
1800	300	250	75	659	2247	RA103	£186
800	400	350	75	340	1160	RA200	£109
1200	400	350	75	548	1871	RA201	£142
1500	400	350	75	648	2210	RA202	£164
1800	400	350	75	788	2689	RA203	£197
800	500	450	75	394	1345	RA300	£120
1200	500	450	75	641	2186	RA301	£153
1500	500	450	75	752	2565	RA302	£175
1800	500	450	75	916	3124	RA303	£219
800	600	550	75	448	1529	RA400	£131
1200	600	550	75	765	2610	RA401	£175
1500	600	550	75	885	3018	RA402	£197
1800	600	550	75	1070	3650	RA403	£241

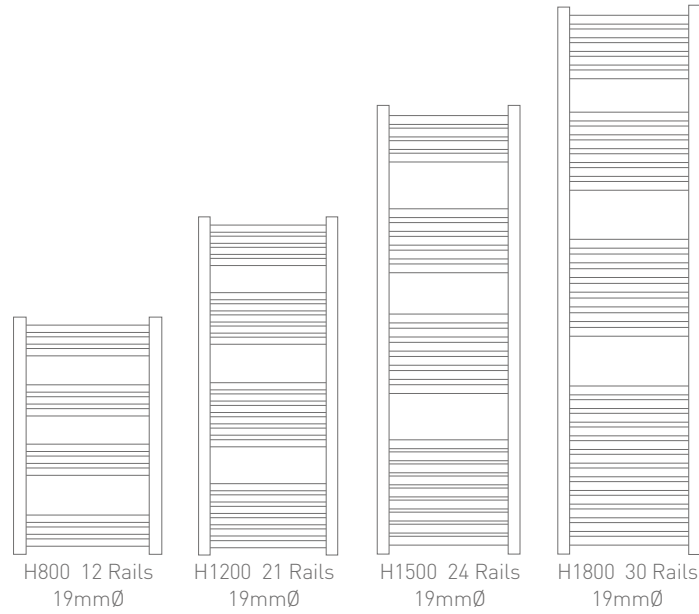
Flavia Straight Chrome Pre-Filled Electric

Height	Width	Element Watts	Product Code	Price
800	300	150	EA100	£204
1200	300	300	EA101	£237
1500	300	300	EA102	£259
1800	300	600	EA103	£292
800	400	150	EA200	£215
1200	400	300	EA201	£248
1500	400	600	EA202	£270
1800	400	600	EA203	£303
800	500	150	EA300	£226
1200	500	300	EA301	£259
1500	500	600	EA302	£281
1800	500	600	EA303	£325
800	600	300	EA400	£237
1200	600	600	EA401	£281
1500	600	600	EA402	£303
1800	600	600	EA403	£347



1500 x 500 shown

FLAVIA STRAIGHT - MATT BLACK LADDER RAILS



Wi-Fi Thermostatic Timer - White or Black
RAE015/RAE016
See page 93 for details **£175**

Flavia Straight Matt Black



Height	Width	Pipe Centres	Wall to Pipe Centres	Output Watts	BTU	Product Code	Price
800	300	250	75	294	1002	RA500MB	£73
1200	300	250	75	449	1600	RA501MB	£91
1500	300	250	75	558	1906	RA502MB	£103
1800	300	250	75	678	2314	RA503MB	£116
800	400	350	75	350	1195	RA600MB	£76
1200	400	350	75	565	1927	RA601MB	£96
1500	400	350	75	667	2276	RA602MB	£109
1800	400	350	75	812	2770	RA603MB	£129
800	500	450	75	406	1385	RA700MB	£82
1200	500	450	75	660	2252	RA701MB	£103
1500	500	450	75	774	2642	RA702MB	£123
1800	500	450	75	943	3218	RA703MB	£139
800	600	550	75	462	1575	RA800MB	£87
1200	600	550	75	788	2688	RA801MB	£115
1500	600	550	75	911	3109	RA802MB	£129
1800	600	550	75	1102	3760	RA803MB	£149

Flavia Straight Matt Black Pre-Filled Electric

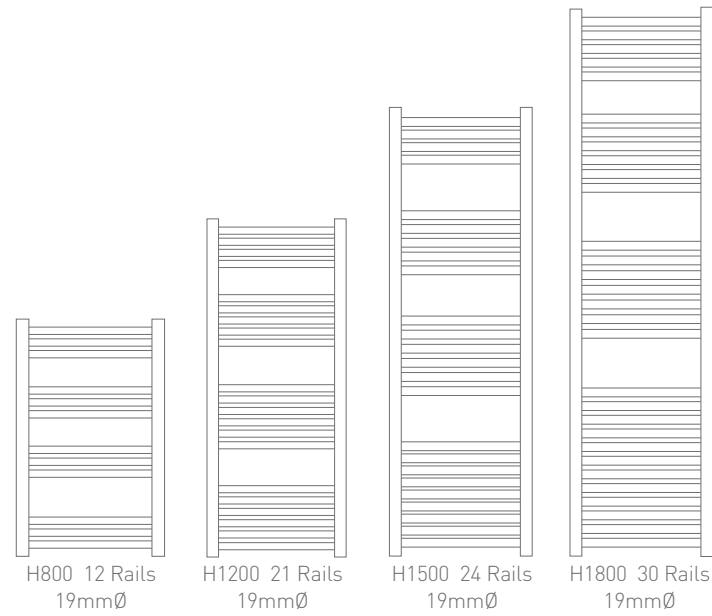


Height	Width	Element Watts	Product Code	Price
800	300	150	EA500MB	£179
1200	300	300	EA501MB	£197
1500	300	300	EA502MB	£209
1800	300	600	EA503MB	£222
800	400	150	EA600MB	£182
1200	400	300	EA601MB	£202
1500	400	600	EA602MB	£215
1800	400	600	EA603MB	£235
800	500	150	EA700MB	£188
1200	500	300	EA701MB	£209
1500	500	600	EA702MB	£229
1800	500	600	EA703MB	£245
800	600	300	EA800MB	£193
1200	600	600	EA801MB	£221
1500	600	600	EA802MB	£235
1800	600	600	EA803MB	£255



1500 x 400 shown

FLAVIA STRAIGHT - WHITE LADDER RAILS



Wi-Fi Thermostatic Timer - White or Black
RAE015/RAE016
See page 93 for details **£175**

Flavia Straight White



Height	Width	Pipe Centres	Wall to Pipe Centres	Output Watts	BTU	Product Code	Price
800	300	250	75	294	1002	RA500	£73
1200	300	250	75	469	1600	RA501	£91
1500	300	250	75	558	1906	RA502	£103
1800	300	250	75	678	2314	RA503	£116
800	400	350	75	350	1195	RA600	£76
1200	400	350	75	565	1927	RA601	£96
1500	400	350	75	667	2276	RA602	£109
1800	400	350	75	812	2770	RA603	£129
800	500	450	75	406	1385	RA700	£82
1200	500	450	75	660	2252	RA701	£103
1500	500	450	75	774	2642	RA702	£123
1800	500	450	75	943	3218	RA703	£139
800	600	550	75	462	1575	RA800	£87
1200	600	550	75	788	2688	RA801	£115
1500	600	550	75	911	3109	RA802	£129
1800	600	550	75	1102	3760	RA803	£149

Flavia Straight White Pre-Filled Electric



Height	Width	Element Watts	Product Code	Price
800	300	150	EA500	£179
1200	300	300	EA501	£197
1500	300	300	EA502	£209
1800	300	600	EA503	£222
800	400	150	EA600	£182
1200	400	300	EA601	£202
1500	400	600	EA602	£215
1800	400	600	EA603	£235
800	500	150	EA700	£188
1200	500	300	EA701	£209
1500	500	600	EA702	£229
1800	500	600	EA703	£245
800	600	300	EA800	£193
1200	600	600	EA801	£221
1500	600	600	EA802	£235
1800	600	600	EA803	£255



1500 x 400 shown


TRADITIONAL

Phoenix Traditional Column & Towel Radiators give you the aesthetic beauty of yesteryear with the modern functionality of today.

From floor standing to wall mounted, the models allow you to create a stunning feature in your newly re-styled room.




White



Anthracite



Raw Metal



Matt Black



NICOLE 2 COLUMN TRADITIONAL



W White

1800 x 372 shown



A Anthracite

1200 x 372 shown



R Laquered Raw Metal

1800 x 287 shown

Nicole 2 Column - White

CH

Height	Width	Tapping Centres	Wall to Pipe Centres	Output Watts	BTU	Colour	Product Code	Price
1200	372	372	76	853	2910	W	RA920	£323
1800	287	287	76	959	3271	W	RA921	£323
1800	372	372	76	1279	4365	W	RA922	£385

Nicole 2 Column - Anthracite

CH

Height	Width	Tapping Centres	Wall to Pipe Centres	Output Watts	BTU	Colour	Product Code	Price
1200	372	372	76	853	2910	A	RA930	£323
1800	287	287	76	959	3271	A	RA931	£323
1800	372	372	76	1279	4365	A	RA932	£385

Nicole 2 Column - Laquered Raw Metal

CH

Height	Width	Tapping Centres	Wall to Pipe Centres	Output Watts	BTU	Colour	Product Code	Price
1200	372	372	76	853	2910	R	RA855	£334
1800	287	287	76	959	3271	R	RA856	£347
1800	372	372	76	1279	4365	R	RA857	£421

The finish of the Raw Metal Radiator may vary between pieces, this is not a defect.



NICOLE 3 COLUMN TRADITIONAL



Nicole 3 Column - White

CH

Height	Width	Tapping Centres	Wall to Pipe Centres	Output Watts	BTU	Colour	Product Code	Price
600	544	544	76	911	3107	W	RA130	£274
600	821	821	76	1366	4661	W	RA131	£417
600	999	999	76	1670	5697	W	RA132	£508
600	1177	1177	76	1973	6733	W	RA133	£598
1800	287	287	76	1461	4983	W	RA134	£365
1800	376	376	76	1947	6644	W	RA135	£439
Floor Mounting Legs (pair)							RA13LS	£29

Nicole 3 Column - Anthracite

CH

Height	Width	Tapping Centres	Wall to Pipe Centres	Output Watts	BTU	Colour	Product Code	Price
600	544	544	76	911	3107	A	RA940	£274
600	821	821	76	1366	4661	A	RA941	£417
600	999	999	76	1670	5697	A	RA942	£508
600	1177	1177	76	1973	6733	A	RA943	£598
1800	287	287	76	1461	4983	A	RA944	£365
1800	376	376	76	1947	6644	A	RA945	£439
Floor Mounting Legs (pair)							RA94LS	£29

Nicole 3 Column - Laquered Raw Metal

CH

Height	Width	Tapping Centres	Wall to Pipe Centres	Output Watts	BTU	Colour	Product Code	Price
600	544	544	76	911	3107	R	RA860	£362
600	821	821	76	1366	4664	R	RA861	£506
600	999	999	76	1670	5697	R	RA862	£616
600	1177	1177	76	1973	6733	R	RA863	£726
1800	287	287	76	1461	4983	R	RA866	£424
1800	376	376	76	1947	6644	R	RA867	£514
Floor Mounting Legs (pair)							RA86LS	£42

The finish of the Raw Metal Radiator may vary between pieces, this is not a defect.



NICOLE 4 COLUMN TRADITIONAL



Nicole 4 Column - White

Height	Width	Tapping Centres	Wall to Pipe Centres	Output Watts	BTU	Colour	Product Code	Price
400	1010	1010	82	1750	5970	W	RA411	£596
400	1190	1190	82	2068	7055	W	RA412	£670
600	605	605	82	1539	5250	W	RA413	£416
600	785	785	82	2012	6866	W	RA414	£509
600	1010	1010	82	2604	8885	W	RA415	£646
Floor Mounting Legs (pair)							RA41LS	£31



NICOLE 6 COLUMN TRADITIONAL



Nicole 6 Column - White

Height	Width	Tapping Centres	Wall to Pipe Centres	Output Watts	BTU	Colour	Product Code	Price
300	1010	1010	119	2013	6869	W	RA420	£842
300	1190	1190	119	2379	8117	W	RA421	£952
300	1415	1415	119	2837	9679	W	RA422	£1099
Floor Mounting Legs (pair)							RA42LS	£33



VICTORIA TRADITIONAL



Victoria CH

Height	Width	Tapping Centres	Wall to Pipe Centres	Output Watts	BTU	Product Code	Price
952	479	326	102	487	1663	RA111	£499

HELENA TRADITIONAL



Helena CH

Height	Width	Pipe Centres	Wall to Pipe Centres	Output Watts	BTU	Product Code	Price
874	635	525	115	1238	4226	RA110	£769

YORK TRADITIONAL



York - White CH

Height	Width	Tapping Centres	Wall to Pipe Centres	Output Watts	BTU	Product Code	Price
952	659	505	105	1300	3514	RA063	£549

York Electric/Dual Fuel - White ⚡ ⚙️ 🔥 🔌

Type	Height	Width	Element Watts	Product Code	Price
Pre-Filled Electric	952	659	500	EA063	£655
Dual Fuel	952	659	500	RA163	£599

York - Matt Black CH

Height	Width	Tapping Centres	Wall to Pipe Centres	Output Watts	BTU	Product Code	Price
952	659	505	105	1300	3514	RA098	£549

York Electric/Dual Fuel - Matt Black ⚡ ⚙️ 🔥 🔌

Type	Height	Width	Element Watts	Product Code	Price
Pre-Filled Electric	952	659	500	EA098	£655
Dual Fuel	952	659	500	EA168	£599

ELLA TRADITIONAL



Ella CH

Height	Width	Tapping Centres	Wall to Pipe Centres	Output Watts	BTU	Product Code	Price
1500	590	445	92	833	3014	RA040	£725

ANNE TRADITIONAL



Anne								CH
Height	Width	Pipe Centres	Wall to Pipe Centres	Output Watts	BTU's	Product Code	Price	
700	400	325	115	162	551	RA097	£296	

ELIZABETH TRADITIONAL



Elizabeth								CH
Height	Width	Tapping Centres	Wall to Pipe Centres	Output Watts	BTU	Product Code	Price	
914	535	385	100	166	560	RA096	£406	

CATHERINE TRADITIONAL







Catherine								CH
Height	Width	Tapping Centres	Wall to Pipe Centres	Output Watts	BTU	Product Code	Price	
914	535	295	97	229	774	RA112	£450	

DUAL FUEL

All Phoenix standard designer radiators can be used in conjunction with water central heating systems. We have also developed dual fuel radiators which can be used with both a water central heating system and as a stand-alone unit.

Each radiator style will be marked with the relevant symbols for fuel types available:

-  DUAL FUEL
-  THERMOSTATIC DUAL FUEL
-  DIGITAL THERMO DUAL FUEL
-  PRE-FILLED ELECTRIC † (Production Item)

To use a dual fuel radiator as electric only – for example in the warmer summer months when just a small boost in heat is required – you need only switch off a flow valve to utilise a heating element. This will allow your radiator to be heated independently of the central heating system, providing warmth on tap in a cost effective and carbon-friendly manner.

You can gain even further control of your heating levels with the dual fuel radiators by utilising either a standard heating element or a thermostatic element. To give you even greater flexibility and control, you can also add our wi-fi enabled Digital Touchscreen Programmable Thermostatic Timer to your dual fuel or all electric radiator.

All our electric sealed radiators are supplied pre-filled with anti-corrosion fluid to maintain product quality for years to come. The Heating Element is supplied in the box and can be fitted on either side of the radiator. Product compatibility is the responsibility of the installer.



IP55 Rated Heating Element

150 watt chrome	HE001	£58
300 watt chrome	HE002	£60
600 watt chrome	HE003	£62



IP24 Rated Thermostatic Heating Element

150 watt chrome	RAE012	£153
300 watt chrome	RAE013	£162
600 watt chrome	RAE014	£171



Wi-Fi Digital Touchscreen Thermostatic Timer

	White	Black	
Digital Touchscreen Thermostatic Timer and 150 watt Heating Element	RAE015	RAE016	£175
Timer and 300 watt Heating Element	HE010	HE015	£230
Timer and 600 watt Heating Element	HE011	HE016	£230
	HE012	HE017	£230



Apple and the Apple logo are trademarks of Apple Inc., registered in the U.S. and other countries. Google Play and the Google Play logo are trademarks of Google LLC.

THERMOSTATIC & RADIATOR VALVES



Traditional Straight Radiator Valves
Chrome VA006 £72



Traditional Angled Radiator Valves
Chrome VA005 £72



Oxford Thermostatic Angled Radiator Valves
Chrome VA020 £99



Chester Thermostatic Angled Radiator Valves
Chrome VA021 £99



Thermostatic Angled Valve & Plain Valve
Anthracite VA022 £87



Thermostatic Angled Valve & Plain Valve
Chrome VA009 £87



Thermostatic Angled Twin Valve (50mm centres)
Anthracite VA024 £83



Thermostatic Angled Twin Valve (50mm centres)
Chrome VA013 £83



Corner Thermostatic Valve
Chrome VA015 £87



Corner Thermostatic Valve
Anthracite VA026 £87



Thermostatic Straight Valve & Plain Valve
Chrome VA010 £87



Thermostatic Straight Valve & Plain Valve
Anthracite VA023 £87

THERMOSTATIC VALVES, RADIATOR VALVES & PIPES



Thermostatic Straight Twin Valve (50mm centres)
Anthracite VA025 £83



Thermostatic Straight Twin Valve (50mm centres)
Chrome VA014 £83



Minimalistic Angled Radiator Valves
Anthracite VA017 £47



Minimalistic Angled Radiator Valves
Chrome VA001 £47



Minimalistic Angled Radiator Valves
Black VA027 £47



Minimalistic Straight Radiator Valves
Anthracite VA016 £47



Minimalistic Straight Radiator Valves
Chrome VA002 £47



Minimalistic Straight Radiator Valves
Black VA028 £47



Minimalistic Drain Off Valve
Chrome VA029 £39



Square Angled Radiator Valves
Anthracite VA019 £98



Square Angled Radiator Valves
Chrome VA003 £98



Square Straight Radiator Valves
Anthracite VA018 £98



Square Straight Radiator Valves
Chrome VA004 £98



Corner Radiator Valves
Chrome VA007 £74



300mm Chrome Pipes With Base Covers
Chrome VA008 £27

UNDERFLOOR HEATING - THE SOLUTION FOR ANY TILED FLOOR

Imagine the feeling of stepping out onto a nice warm tiled floor that has been pre-heated to your desired temperature.

Whether you want it as a primary heating source or for avoiding the aforementioned irritation on a frosty morning, Phoenix Underfloor Heating Solutions are easy to install and provide heat where and when you need it most.

Every Phoenix solution is supplied with a touchscreen programmable digital timer which sets the temperature at the time exactly how you want it, and means you will be positively bursting to make the first cuppa every morning.



Bathrooms



Conservatories



Kitchens

UNDERFLOOR HEATING



Includes Wi-Fi Timer, available in Black or White



Specially designed for under a tiled area, cold floors will be a thing of the past with the fully certified, tested and CE approved Phoenix Underfloor Heating Solution, which provides you with:

- A heating mat to your desired size
- Wi-Fi programmable touchscreen digital thermostatic timer
- Thermostat floor sensors
- Complete installation and operation manual
- Control card and full test certificate
- A multi-meter tester

Matt Area	Power/m2	Total Power	Length (m)	Width (m)	Black Timer	White Timer	
1.0sqm	150W/m2	150 Watts	2	0.5	ME020B	ME020W	£230
1.5sqm	150W/m2	225 Watts	3	0.5	ME021B	ME021W	£247
2.0sqm	150W/m2	300 Watts	4	0.5	ME022B	ME022W	£261
3.0sqm	150W/m2	450 Watts	6	0.5	ME023B	ME023W	£295
4.0sqm	150W/m2	600 Watts	8	0.5	ME024B	ME024W	£332
5.0sqm	150W/m2	750 Watts	10	0.5	ME025B	ME025W	£362
6.0sqm	150W/m2	900 Watts	12	0.5	ME026B	ME026W	£407
7.0sqm	150W/m2	1050 Watts	14	0.5	ME027B	ME027W	£446
8.0sqm	150W/m2	1200 Watts	16	0.5	ME028B	ME028W	£480

TERMS & CONDITIONS

PHOENIX PRODUCT GUARANTEE:

All product guarantees are subject to the following terms and conditions: The product has been fitted/installed in a well ventilated room with appropriate air extraction, and in accordance with the appropriate fitting instructions, local bylaws, by a competent qualified installer and in line with general good plumbing practice; The product has been maintained and cared for in accordance with the instructions (including regular and appropriate cleaning); If any product has been modified, misused, neglected, wilfully or accidentally damaged; or if Phoenix have not received payment in full; then the product guarantee is invalid.

The guarantee on all products is 12 months from the date of supply from Phoenix unless otherwise stated. The guarantee only covers the material structure of products (excluding shattering glass) and not serviceable moving parts that perish due to fair wear and tear such as cartridges, valves, hinges, seals, bulbs etc.

In the event of a guarantee claim, the liability of Phoenix is limited to the product supplied and does not extend to consequential loss or damage arising from defective product. The guarantee applies to the original purchaser ONLY and is not transferable. This guarantee does not affect your statutory rights and is applicable in the UK Mainland and Republic of Ireland (exclusions apply, see website for details). All products installed in a commercial or rental property environment carry a 12 month guarantee.

RETURNS PROCEDURE:

Phoenix appreciate that choosing your ideal bathroom does not always run as smoothly as you may wish. Whilst we do not operate a sale or return policy, we do provide an option for the return of products under the conditions below:

1. It is our policy to only accept the return of unwanted products in good condition in their unopened original packaging that have been supplied within one month from the date of invoice. Returns requests can be made via the following options:

- www.phoenix-uk.com/pages/online-returns-form
- Email a completed returns form to returns@phoenix-uk.com

All return requests must be made by the Phoenix Customer who originally purchased the goods stating the original invoice or delivery note number, the product code and description, quantity of items for return along with a clear description of the reason for return.

2. Upon receipt of the returns request our returns team will process the relevant paperwork to arrange the collection of the requested products. We may sometimes require additional information relating to the returns request such as images of the products to highlight any relevant reason for return. It would be a benefit if these can be provided at the time the returns request is submitted to us. Once confirmation that the goods are available for collection a carrier will be booked to collect the items. Should a failed attempt be made to collect the goods for return then a fee to cover the transport costs for the failed delivery may be applied and deducted from the value of the credit.

The specifications and prices contained within this brochure are for information purposes only and, as our products are continually updated, are subject to change without prior notice. We cannot be held responsible for the use of incorrect dimensions shown for first fix without the actual products on site. All dimensions stated in this brochure are nominal and are subject to manufacturing tolerances. All prices include VAT at 20%.

For technical information and downloadable Data Sheets, please visit: www.phoenix-uk.com

To guarantee your Phoenix product, please register within 15 days of receipt. Visit: www.phoenix-uk.com/pages/guarantee

*Production Item - All production items are specially produced in our UK factory and have a production/despatch time of approx. 3-5 working days. These items cannot be cancelled or returned after production has commenced.

3. All items that are due to be returned must be suitably packaged to reduce the risk of damage during transit. Any products that are found to be returned damaged due to being unsuitably packed may result in a request for credit being refused.

4. Any products returned in a condition other than that which is stated in the returns request may result in a request for credit being refused.

5. Any items that have been reported and accepted by Phoenix as faulty or damaged will be credited in full upon inspection on return to our warehouse. Please note that any damages or shortages will only be accepted if reported within two days of receipt in writing by email. Notification outside of the two day period will void any claim.

6. All items returned, with the exception of faulty or goods reported damaged when originally delivered, will be subject to a transport and administration charge.

7. Any goods returned as not required may be subject to a restocking charge. To obtain the value of the restocking charge in advance of any return, please contact our returns team by email at returns@phoenix-uk.com providing the details of the product and original purchase invoice. Any restocking charge will be applied to the credit issued in line with our terms and conditions of sale.

As per our conditions of sale and terms of our guarantee, the liability of Phoenix is limited to the product supplied and does not extend to consequential loss or damage arising from products received defective or damaged.

Thank you for choosing Phoenix for your new dream bathroom.



Furniture
Mirrors
Sanitaryware



Traditional



Showering
Bathing
Brassware

For more ideas & inspiration for your new bathroom, please visit your local bathroom specialist or download the Phoenix bathroom brochure of your choice from www.phoenix-uk.com



