

PHOENIX

THE RETAIL BRAND


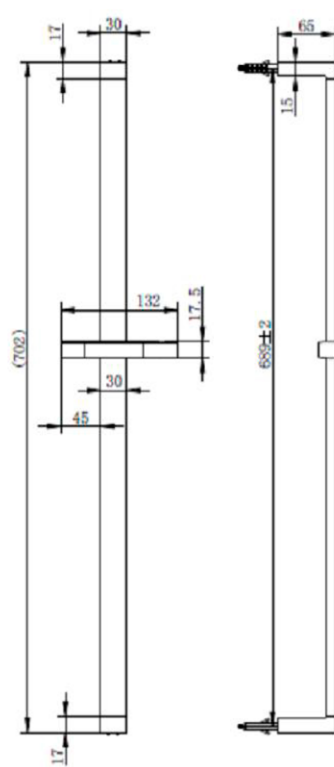
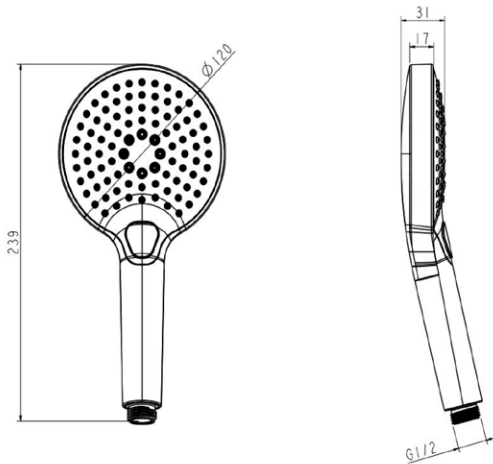
TECHNICAL DATA SHEET

Range: Shower Valves

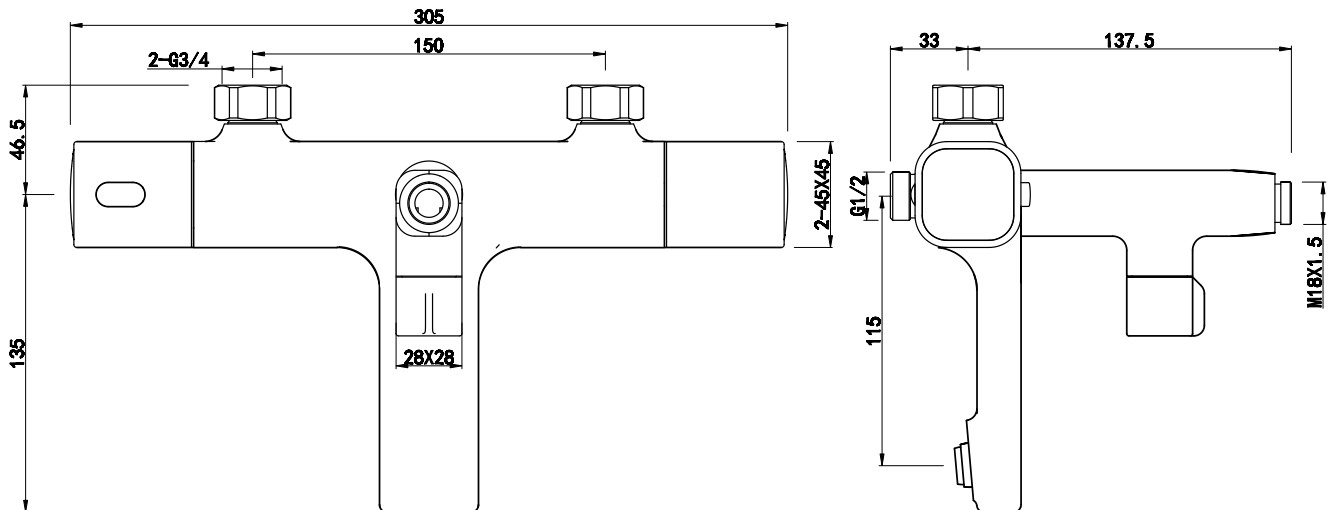
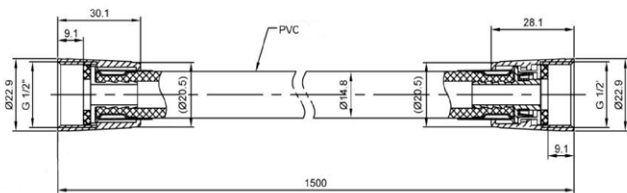
Type: Exposed Valve & Round Shower Rail

Code: SV070

Version/Date: v1 04/23



Hose



Information: Smooth Hose, Touch Multi Function Handset, Wall or Deck Mounted

Guarantee/Aftercare: During installation extra care must be taken to avoid damaging the fittings. We provide a guarantee against faulty manufacture or materials (excluding serviceable parts), providing they have been installed, cared for and used in accordance with our instructions and good plumbing practice. We recommend that all brassware is installed to allow access to serviceable parts as we cannot accept responsibility in the event that access is required.

Finishes:



Chrome

Phoenix Whirlpools Ltd. Unit 8, Leeds 27 Industrial Estate, Bruntcliffe Ave. Morley, Leeds LS27 0LL

Tel: 0113 201 2260 Email: sales@phoenix-uk.com Web: www.phoenix-uk.com

Notes: Drawings may not be to scale. All dimensions in mm unless otherwise stated. Information correct at time of printing but subject to change at any time.