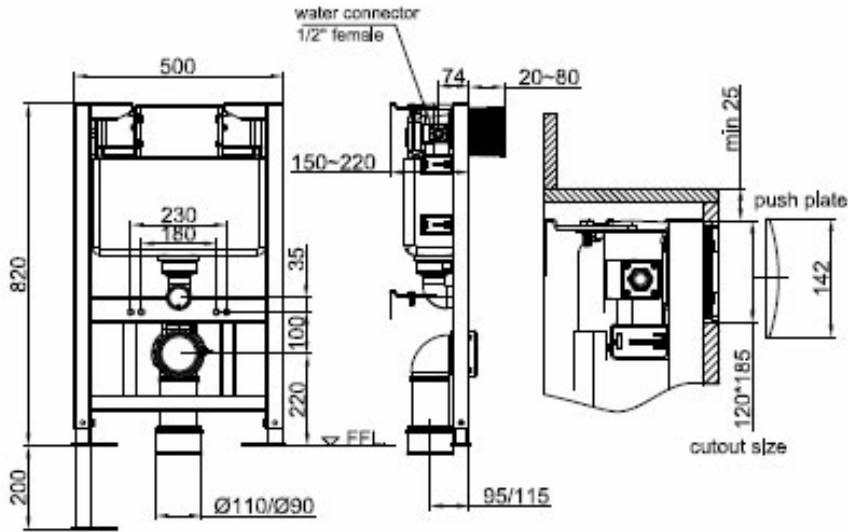
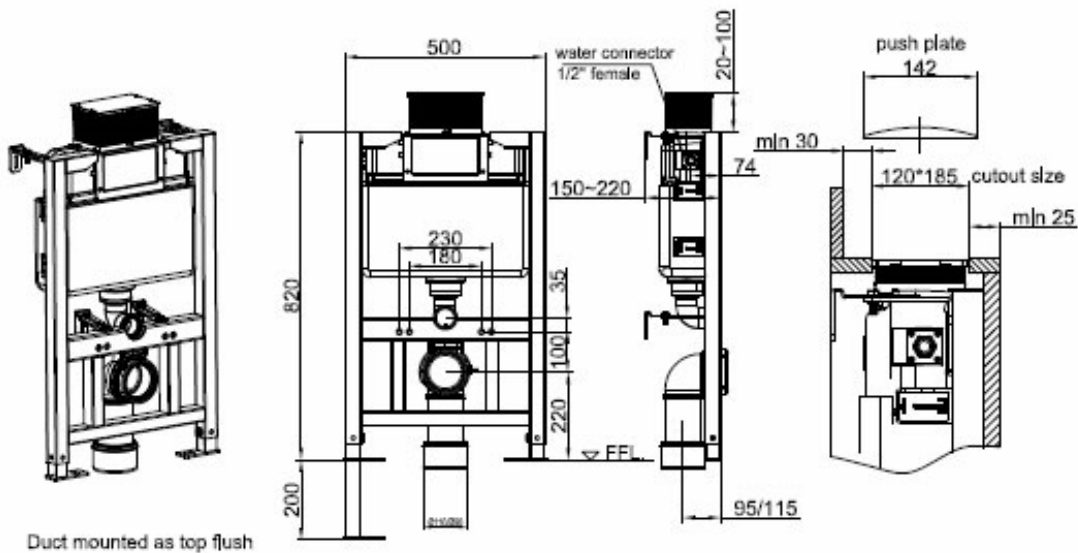


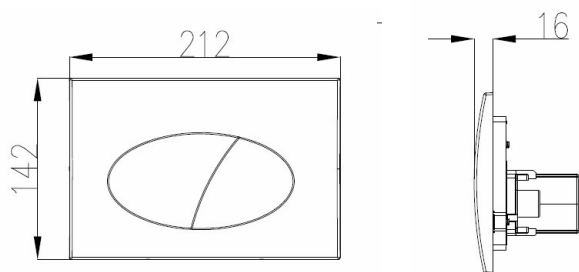
Range: Fixing Frames  
 Type: 820 Frame - Round  
 Code: CC013  
 Version/Date: v2 12/21



Maximum Wall Frame  
Load Bearing: 400kg



Duct mounted as top flush



**Guarantee/Aftercare:** During installation extra care must be taken to avoid damaging the fittings. We provide a guarantee against faulty manufacture or materials (excluding serviceable parts), providing they have been installed, cared for and used in accordance with our instructions and good plumbing practice. We recommend that all brassware is installed to allow access to serviceable parts as we cannot accept responsibility in the event that access is required.

Phoenix Whirlpools Ltd. Unit 8, Leeds 27 Industrial Estate, Bruntcliffe Ave. Morley, Leeds LS27 0LL  
 Tel: 0113 201 2260 Email: sales@phoenix-uk.com Web: www.phoenix-uk.com